

2020

The Aboriginal and Islander Independent Community School

Annual School Report



School Annual Report

For the Year 2020

Context:

- Classification: Independent
- Co-Educational P-12
- Student Body Characteristics:

Primary

Enrolment: 154

Indigenous: 143 Non-Indigenous: 8 Not-Stated: 3

Secondary

Enrolment: 138

Indigenous: 121 Non-Indigenous: 14 Not-Stated: 3

Workforce Information:

Staff:

57.1% of Staff Identify as first nations

22 General Teaching Staff (incl DP's Principal)

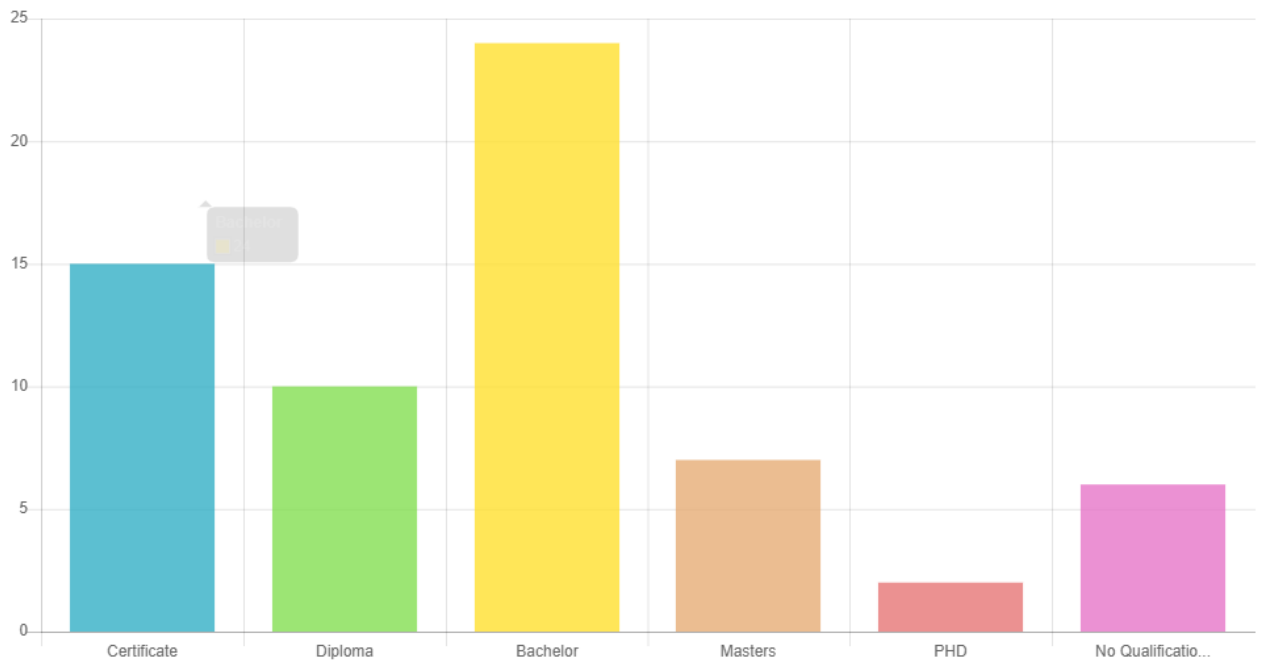
26 Non-Teaching incl. assistants

5 Admin & Clerical

17 Others: Incl Professional & Technical Support



Qualifications:



23% (15)
Certificate

16% (10)
Diploma

38% (24)
Bachelor

11% (7)
Masters

3% (2)
PHD

9% (6)
No Qualification

64
Responses

Funding:

Income

Grants \$8,129,180

Other Income \$221,598.00

Total \$8,350,788

Expense

Salaries \$6,373,626.00 (80.55%)

Total Expenses \$7,911,752

Student Outcomes:

Average student attendance rate:

Non-Attendance Procedures:

- It is the role of the Schools attendance officers to track Primary and Secondary school attendance.
- Parents and care providers of students who are absent but have not provided explanations on a daily basis.
- All correspondence concerning attendance is recorded on the school attendance database.
- Visits to homes are made by family Support workers to discuss Non attendance concerns with parents and care providers
- Attendance data is monitored daily.

NAPLAN Results

Year 3 (2019):

Reading -	QLD mean 427.4
Writing 371.01	QLD mean 413.3
Spelling 381.43	QLD mean: 411.2
Grammar and Punctuation 291	QLD mean: 432.7
Numeracy 325.78	QLD mean: 399.1

Year 5:(2019)

Reading 416.99	QLD mean: 503
Writing 431.09	QLD mean: 464.7
Spelling 440.81	QLD mean: 495.2
Grammar and Punctuation 402.79	QLD mean: 497.7
Numeracy 429.49	QLD mean: 492.6

Year 7: (2019)

Reading 484.45	QLD mean: 545
Writing 456.48	QLD mean: 503.6
Spelling 488.37	QLD mean: 543.7
Grammar and Punctuation 461.07	QLD mean: 542
Numeracy 464.44	QLD mean: 550.4

Year 9: (2019)

Reading 478.66	QLD mean: 576.3
Writing 465.86	QLD mean: 535
Spelling 524.77	QLD mean: 580
Grammar and Punctuation 493.26	QLD mean: 571.3
Numeracy -	QLD mean: 588.8

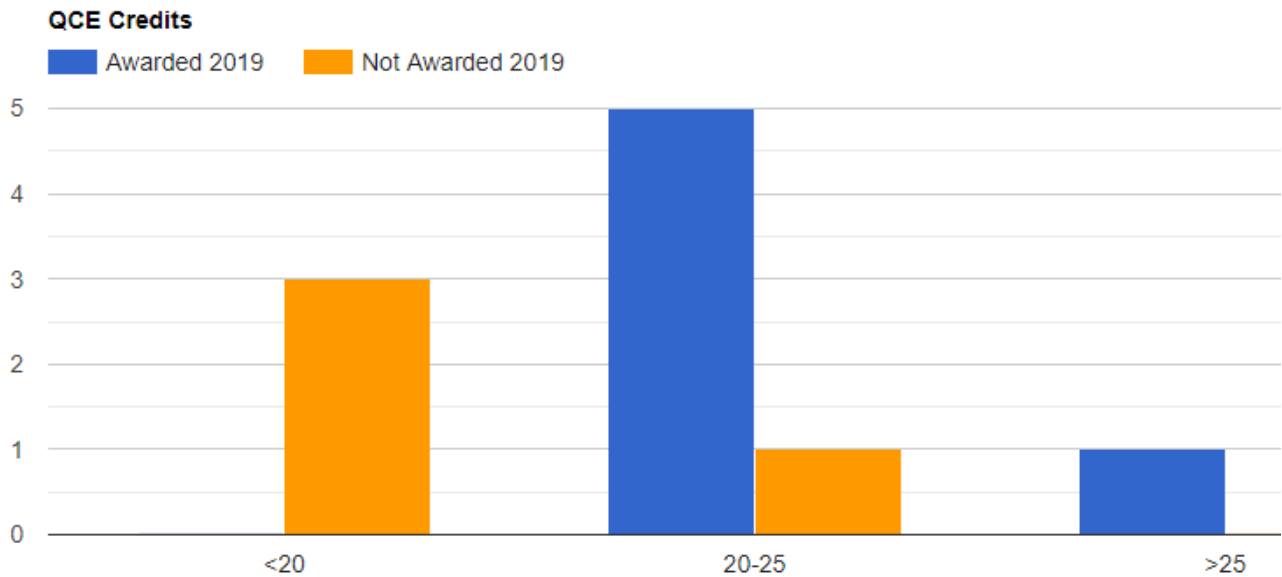
(Source: QCAA School Portal 2021)

Year 12 Outcomes

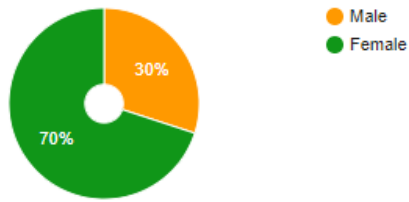
QCE

Gender	QCE	QCE Credits	Literacy	Numeracy
Female	No	8	No	Yes
Male	Yes	20	Yes	Yes
Female	Yes	20	Yes	Yes
Female	Yes	28	Yes	Yes
Female	Yes	24	Yes	Yes
Male	No	8	Yes	Yes
Male	No	4	No	No
Female	Yes	22	Yes	Yes
Female	No	21	Yes	Yes
Female	Yes	24	Yes	Yes

(Source: QCAA School Portal 2021)



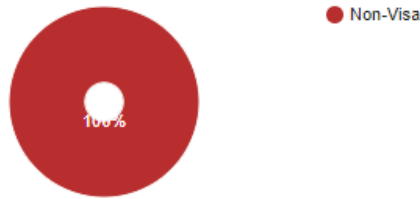
Gender



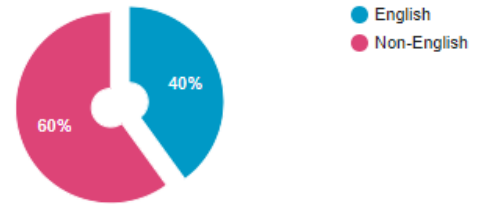
Indigenous Status



VISA Status



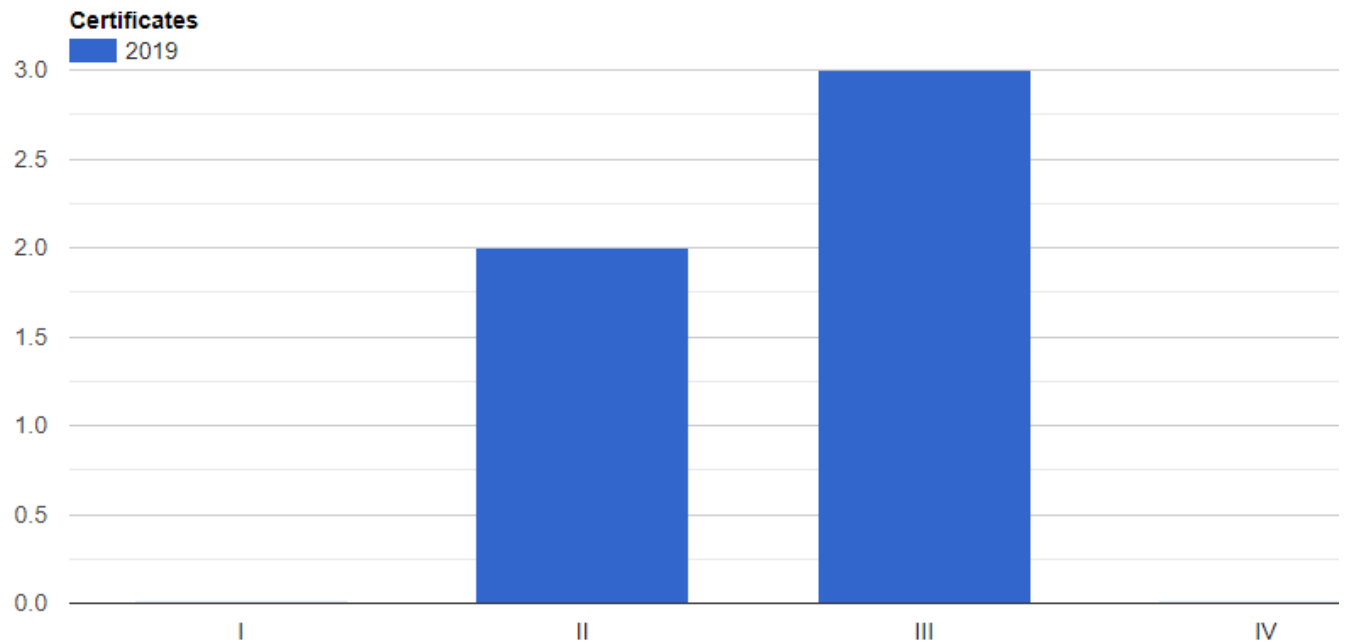
Home Language



VET Outcomes

Certificates

Gender	I	II	III	IV
Female	-	-	1	-
Female	-	-	1	-
Female	-	-	1	-
Female	-	1	-	-
Female	-	1	-	-



Post School Destinations

Based on 9 Senior Graduate from 2020

- Currently Unemployed: 4 students
- Employed: 2 Students
- Returned to Education: 1 Student
- Unknown: 2 Students

Other Information:

Year levels Offered:

Primary: Prep - Year 6

Secondary: Year 7 - Year 12

Curriculum Offerings

Primary:

- English
- Maths
- HASS
- Art
- P.E
- Languages
- Design and Technology (Year 5)
- Digital Technologies (Year 6)

Junior Secondary:

- English
- Maths
- Science
- HASS
- Art
- P.E
- ICT
- Indigenous Studies
- Music

Senior Secondary

- Essential English
- Essential Maths
- Science in Practice
- Sport and Recreation
- ICT Studies
- Visual Art in Practice

Extra-Curricular Activities (Covid restrictions observed)

High School Healthy Relationships Program

Term 4

12 Female students, 3 staff members

Group bonding, wellbeing and healthy relationships education

Gymnastics

Term 4 2020

10 students, 3 staff

Team and relationship building, physical exercise, Health and wellbeing

Cultural Dance classes

All year levels 1hr per week per year level

Sporting:

Inter and Intra School Sports (Primary and Secondary)

Boxing classes (Primary and Secondary Students)

Yoga Group

Sleep overs

Morning Exercise program (Primary and Secondary)

Year 10/Seniors: Dry River Bed Project

4 weeks 2020

10 Students 2 Staff

White Cards: Outcome work experience in a landscaping environment.

Year 8 Science Excursion to: Jellurgal Aboriginal Cultural Centre, Burleigh Headland walk and Currumbin Creek Swim.

25 students 3 Staff

11th November, 2020.

Students were to engage with the traditional custodians and learn about the Indigenous cultural heritage of the Gold Coast. Students were to observe the geological and landform features of the Burleigh Headland and relate these features to the story of Jabreen and to the geological history of the headland.

Year 9 Science Excursion: QUT Indigenous Step into Stem Day

13 Students 3 staff.

19th November, 2020..

Students were given hands-on experience in robotics, chemistry and engineering design, including 3D printing. They were accompanied by Indigenous students from QUT, who supported their engagement and answered questions. Our students were given a tour of the university, including the university's Indigenous support services.

Social Climate

Bullying

The policy of the Aboriginal & Islander Independent Community School is to take a proactive approach to bullying by establishing processes to educate and inform students about bullying and procedures to follow in the event that a student is being bullied. All students upon entry to the Aboriginal & Islander Independent Community School and all on-going students will be educated about the School's anti-bullying guidelines

Parental Involvement

Due to Covid 19 restrictions there were few opportunities to invite our parents into the school. The following were the end of 2020 activities supported by our parent body.

- Year 6 student graduation
- Rainbow Restaurant
- Swimming Carnival

Expenditure: PD

Professional Development \$19,938.01

Staff Attendance:

93.06% Staff attendance

Retention rates:

Year 1 - 72.72%	Year 4 - 88.88%	Year 7 - 88.88%	Year 10 - 68.18%
Year 2 - 84.61%	Year 5 - 95.23%	Year 8 - 75%	Year 11 - 64%
Year 3 - 89.23%	Year 6 - 80.65%	Year 9 - 66.66%	Year 12 - 69.23%

